

## LATVIA'S BALANCE OF PAYMENTS (KEY ITEMS)

8 • 2005  
MONTHLY BULLETIN

Latvia's balance of payments is compiled in accordance with the guidelines of the IMF publication *Balance of Payments Manual*, 5th edition, and ECB requirements.

The balance of payments consists of the current account, the capital and financial account, and net errors and omissions. The current account shows exports and imports of goods and services, income (wages and salaries, dividends, interest payments), as well as current transfers, which are not intended for investment in a specified period of time. The capital and financial account reflects capital transfers, which are intended for investment, as well as changes in foreign investment and debt for a definite period, as well as an increase or a decrease in reserve assets.

As of 2000, the responsibility for compiling and publishing the balance of payments on a quarterly and annual basis was taken over by the Bank of Latvia from the Central Statistical Bureau of Latvia (CSB). As of 2001, the Bank of Latvia also publishes the monthly balance of payments (key items).

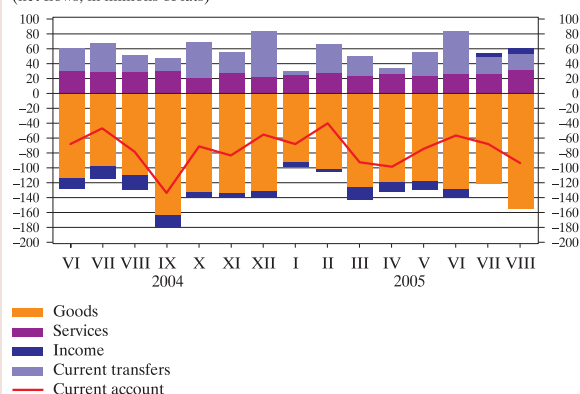
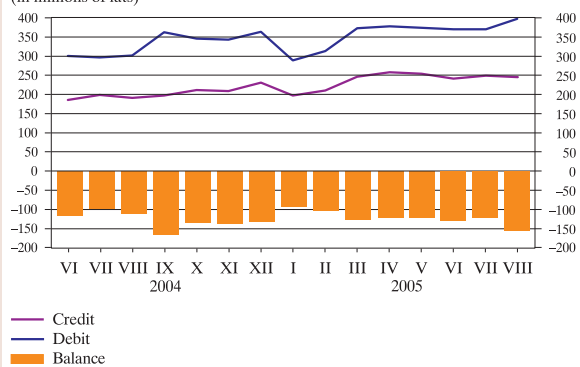
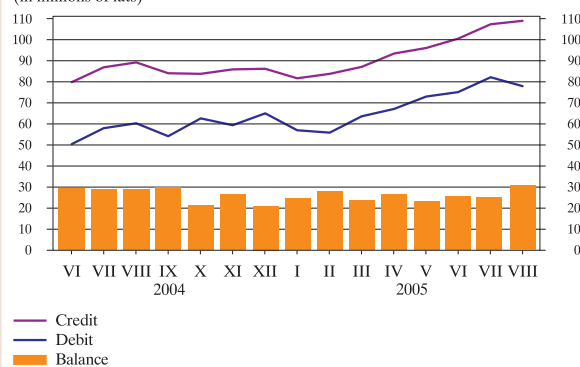
The purpose of this publication is to disseminate information on economic transactions with foreign countries, providing for a timely analysis of macroeconomic processes.

To promote the compilation of the monthly balance of payments (key items), the Bank of Latvia has adopted the "Regulation for Preparing Information on External Payments of Non-Banks", pursuant to which Latvian banks submit to the Bank of Latvia reports on resident non-bank external payments four times a month, and resident non-banks report to the Bank of Latvia on incoming external payments via domestic banks and external payments made via foreign banks once a month.

Apart from statistics on resident non-bank external payments, the following sources are used in compiling the monthly balance of payments (key items): statistics on credit institution foreign assets and liabilities, compiled by the Bank of Latvia; Bank of Latvia statistics on foreign reserves; statistics on government external debt and foreign financial assistance, compiled by the Treasury; aggregated data on contracts concluded between natural persons (residents) and employers (non-residents) for working abroad; and other sources.

The monthly balance of payments (key items) is compiled within 30 working days after the end of the reporting month. The monthly balance of payments (key items) is revised when compiling the quarterly balance of payments, for which a wider range of data is available, including foreign trade statistics and aggregated data on persons entering and leaving the country, compiled from surveys by the CSB.

In some cases, electronic data processing technologies may have led to slight discrepancies between the total amount shown and the sum of the subitems.

CURRENT ACCOUNT  
(net flows; in millions of lats)GOODS  
(in millions of lats)SERVICES  
(in millions of lats)

## MONTHLY BALANCE OF PAYMENTS (KEY ITEMS)

(balance; in millions of lats)

	Current account					Capital account	Financial account						Errors and omissions
	Goods <sup>1</sup>	Services	Income	Current transfers	Direct investment <sup>2</sup>		Portfolio investment	Financial derivatives	Other investment	Reserve assets			
2004 <sup>3</sup>													
VI	-68.4	-114.5	29.6	-13.4	29.9	-0.1	72.5	12.2	0.3	1.4	68.6	-10.0	-4.1
VII	-47.0	-98.1	29.2	-16.5	38.5	24.6	40.6	24.1	-39.9	2.7	104.0	-50.4	-18.2
VIII	-78.4	-111.0	29.0	-18.7	22.3	10.1	59.3	27.4	-54.3	3.9	107.1	-24.8	9.0
IX	-133.7	-164.2	29.9	-16.2	16.8	3.4	94.2	22.1	-20.6	-4.6	100.2	-2.9	36.0
X	-71.0	-133.7	21.3	-5.5	46.9	7.6	60.2	51.4	-3.8	-7.2	92.8	-73.0	3.3
XI	-83.4	-134.9	26.7	-4.0	28.8	-0.2	83.2	21.9	-5.6	-0.7	55.2	12.4	0.4
XII	-55.6	-132.4	21.3	-7.0	62.6	5.7	103.5	29.9	94.4	-7.7	7.1	-20.2	-53.5
2005													
I <sup>3</sup>	-68.0	-92.2	24.9	-5.3	4.6	0.1	112.3	37.6	-18.9	13.7	67.8	12.1	-44.4
II <sup>3</sup>	-39.9	-102.0	28.3	-3.3	37.0	1.0	1.0	30.1	-28.3	-3.0	67.0	-64.8	37.9
III <sup>3</sup>	-92.7	-126.3	23.7	-15.8	25.8	27.6	44.0	40.8	9.7	-1.0	16.9	-22.4	21.0
IV <sup>3</sup>	-98.4	-119.6	26.5	-12.7	7.4	10.7	84.4	8.6	-30.6	-4.2	124.0	-13.4	3.3
V <sup>3</sup>	-74.0	-119.2	23.2	-10.5	32.5	3.4	71.0	10.8	7.9	-2.0	81.5	-27.2	-0.4
VI <sup>3</sup>	-56.5	-128.6	25.5	-11.5	58.1	0.9	30.6	12.2	76.3	-12.3	0.5	-46.1	24.9
VII	-67.8	-121.2	25.4	4.0	24.0	9.9	75.0	13.5	-36.0	-18.1	130.0	-14.4	-17.1
VIII	-93.9	-154.7	31.1	6.1	23.7	19.2	94.6	21.6	-92.9	-1.2	228.9	-61.8	-19.9

## CURRENT AND CAPITAL ACCOUNTS

(in millions of lats)

	Current account										Capital account	
			Goods <sup>1</sup>		Services		Income		Current transfers		Credit	Debit
	Credit	Debit	Credit	Debit	Credit	Debit	Credit	Debit	Credit	Debit		
2004 <sup>3</sup>												
VI	343.2	411.5	186.6	301.2	80.4	50.8	19.4	32.7	56.8	26.8	1.0	1.1
VII	374.2	421.2	198.7	296.8	87.6	58.4	21.1	37.6	66.9	28.4	24.9	0.3
VIII	352.7	431.1	191.4	302.4	89.8	60.8	23.5	42.2	48.0	25.7	10.2	0.1
IX	351.6	485.3	197.9	362.2	84.7	54.7	24.4	40.6	44.6	27.8	3.9	0.4
X	402.1	473.1	212.4	346.1	84.4	63.1	27.5	33.0	77.7	30.8	7.7	0.1
XI	381.3	464.7	208.9	343.8	86.6	59.9	29.3	33.3	56.6	27.8	0.3	0.5
XII	451.1	506.7	231.1	363.6	86.8	65.6	31.3	38.3	101.9	39.3	6.2	0.6
2005												
I <sup>3</sup>	352.5	420.5	197.3	289.5	82.4	57.5	29.4	34.7	43.5	38.8	0.3	0.2
II <sup>3</sup>	384.9	424.8	211.1	313.1	84.5	56.2	29.5	32.8	59.7	22.7	1.1	0
III <sup>3</sup>	426.8	519.4	247.0	373.3	87.7	64.0	30.2	46.1	61.8	36.0	27.8	0.1
IV <sup>3</sup>	430.1	528.5	258.7	378.3	94.2	67.7	31.0	43.7	46.2	38.8	10.8	0.1
V <sup>3</sup>	446.5	520.4	254.5	373.7	96.8	73.6	34.0	44.5	61.2	28.7	5.1	1.7
VI <sup>3</sup>	465.2	521.7	241.2	369.8	101.3	75.8	35.8	47.3	86.9	28.7	1.4	0.5
VII	471.6	539.4	249.4	370.6	108.1	82.7	37.9	33.9	76.2	52.3	10.7	0.8
VIII	452.6	546.4	245.1	399.9	109.7	78.6	42.9	36.8	54.8	31.2	19.3	0.1

<sup>1</sup> The item *Goods* covers general merchandise and goods for processing (the basic source for these two items is foreign trade statistics published by the Central Statistical Bureau of Latvia), repairs on goods, goods procured in ports by carriers, and non-monetary gold. The data on exports and imports of general merchandise, collected by the Central Statistical Bureau of Latvia, have been adjusted in conformity with the methodology for compiling the balance of payments.

<sup>2</sup> Equity capital data of direct investment in Latvia are reported as close as possible to the market value. In assessing the value of listed enterprises, the Riga Stock Exchange data are used, whereas the value of unlisted enterprises is obtained using the equity capital approach (own funds at book value) recommended by the European Central Bank.

<sup>3</sup> Data have been revised.

## CURRENT ACCOUNT: INCOME

(in millions of lats)

	Income												
			Compensation of employees		Investment income								
					Direct investment		Portfolio investment		Other investment				
	Credit	Debit	Credit	Debit	Credit	Debit	Credit	Debit	Credit	Debit	Credit	Debit	
2004 <sup>1</sup>													
VI	19.4	32.7	9.2	0.5	10.2	32.3	0.2	24.7	6.0	3.0	4.1	4.6	
VII	21.1	37.6	9.2	0.5	11.8	37.1	0.2	27.1	6.9	4.3	4.8	5.7	
VIII	23.5	42.2	9.2	0.5	14.3	41.7	0.1	28.1	9.4	7.6	4.9	6.0	
IX	24.4	40.6	9.4	0.5	15.0	40.1	0	26.2	9.9	7.7	5.1	6.2	
X	27.5	33.0	12.3	0.4	15.2	32.6	0.6	20.0	8.7	5.4	5.9	7.1	
XI	29.3	33.3	13.7	0.4	15.6	32.8	0.6	19.5	8.7	6.2	6.2	7.1	
XII	31.3	38.3	13.9	0.5	17.4	37.9	0.6	21.5	10.3	9.5	6.5	6.9	
2005													
I <sup>1</sup>	29.4	34.7	13.9	0.6	15.5	34.1	0.1	22.1	8.7	5.2	6.6	6.8	
II <sup>1</sup>	29.5	32.8	14.0	0.6	15.5	32.2	0.1	20.0	8.7	5.9	6.7	6.2	
III <sup>1</sup>	30.2	46.1	15.3	0.6	15.0	45.5	0.2	33.5	7.4	4.9	7.3	7.1	
IV <sup>1</sup>	31.0	43.7	15.9	0.7	15.1	43.0	0.4	28.8	7.4	6.0	7.4	8.3	
V <sup>1</sup>	34.0	44.5	17.5	0.7	16.5	43.7	0.4	29.9	8.2	4.9	7.9	8.9	
VI <sup>1</sup>	35.8	47.3	18.6	0.7	17.2	46.6	0.4	33.1	8.9	5.1	8.0	8.4	
VII	37.9	33.9	18.7	0.6	19.2	33.3	0.6	19.8	9.6	4.4	8.9	9.0	
VIII	42.9	36.8	18.5	0.6	24.4	36.2	7.3	21.7	8.8	4.9	8.3	9.6	

## FINANCIAL ACCOUNT: DIRECT INVESTMENT

(net flows; in millions of lats)

	Direct investment								
			Equity capital		Reinvested earnings		Other capital		
			Abroad	In Latvia	Abroad	In Latvia <sup>2</sup>	Abroad	In Latvia	Abroad
2004 <sup>1</sup>									
VI	-7.5	19.7	-3.5	0.1	0	14.1	-4.0	5.5	
VII	-2.4	26.5	0.3	7.2	-0.1	13.4	-2.6	5.9	
VIII	-3.5	30.9	-0.9	6.4	0	14.4	-2.6	10.1	
IX	-3.9	25.9	-1.3	7.2	0	12.5	-2.6	6.3	
X	-2.7	54.1	-1.6	38.6	-0.5	17.0	-0.5	-1.5	
XI	-1.8	23.7	-0.7	6.1	-0.5	16.6	-0.5	1.0	
XII	-2.1	32.0	-1.0	15.7	-0.5	18.5	-0.5	-2.1	
2005									
I <sup>1</sup>	-3.9	41.6	-2.7	22.3	0	19.7	-1.2	-0.4	
II <sup>1</sup>	-4.3	34.4	-3.1	16.6	0	17.6	-1.2	0.2	
III <sup>1</sup>	-5.6	46.4	-4.0	15.3	-0.3	31.1	-1.2	0.1	
IV <sup>1</sup>	-8.5	17.1	-6.4	37.8	-0.3	-28.5	-1.7	7.8	
V <sup>1</sup>	-5.1	15.8	-3.0	2.6	-0.3	6.1	-1.7	7.1	
VI <sup>1</sup>	-6.9	19.1	-4.8	3.1	-0.3	9.3	-1.7	6.8	
VII	-2.3	15.8	-1.7	-0.2	-0.6	5.7	0	10.3	
VIII	-8.1	29.8	-7.7	7.4	-0.7	19.2	0.2	3.2	

<sup>1</sup> Data have been revised.

<sup>2</sup> Equity capital data of direct investment in Latvia are reported as close as possible to the market value. In assessing the value of listed enterprises, the Riga Stock Exchange data are used, whereas the value of unlisted enterprises is obtained using the equity capital approach (own funds at book value) recommended by the European Central Bank.

## FINANCIAL ACCOUNT: PORTFOLIO INVESTMENT AND FINANCIAL DERIVATIVES

(net flows; in millions of lats)

	Portfolio investment										Financial derivatives	
	Assets		Liabilities		Equity securities		Debt securities				Assets	Liabilities
					Assets	Liabilities	Assets		Liabilities			
	Bonds and notes	Money market instruments	Bonds and notes	Money market instruments								
2004 <sup>1</sup>												
VI	3.3	-2.9	-2.6	-4.6	5.9	8.7	-2.9	1.6	1.6	0	5.2	-3.9
VII	-40.1	0.2	-0.2	-1.4	-39.9	-41.9	2.0	1.6	1.6	0	-0.4	3.1
VIII	-44.1	-10.3	-0.8	0.4	-43.3	-43.3	0.1	-10.7	-10.7	0	3.4	0.5
IX	-23.8	3.2	-1.7	1.4	-22.2	-22.2	0	1.8	1.8	0	-1.6	-3.0
X	-4.8	1.0	-1.1	-1.0	-3.7	-3.3	-0.3	2.0	2.0	0	-7.6	0.3
XI	-1.4	-4.2	-1.2	-1.0	-0.2	-26.8	26.6	-3.2	-3.2	0	-6.4	5.8
XII	88.0	6.3	-3.9	1.1	91.9	94.4	-2.5	5.2	4.4	0.8	-4.1	-3.6
2005												
I <sup>1</sup>	-22.4	3.5	-3.8	0.2	-18.6	-18.5	0	3.3	3.1	0.2	19.6	-5.8
II <sup>1</sup>	-32.4	4.2	-2.0	0.8	-30.5	-31.7	1.2	3.3	3.5	-0.2	2.4	-5.4
III <sup>1</sup>	7.3	2.4	1.1	-0.3	6.2	4.4	1.8	2.7	2.7	0	4.1	-5.1
IV <sup>1</sup>	-16.0	-14.6	-0.1	2.0	-16.0	-15.5	-0.5	-16.5	-16.5	0	1.2	-5.4
V <sup>1</sup>	5.6	2.3	-2.5	2.0	8.1	7.8	0.3	0.3	0.3	0	-0.6	-1.4
VI <sup>1</sup>	1.7	74.6	-1.6	1.8	3.3	3.6	-0.3	72.8	72.8	0	0.9	-13.1
VII	-36.9	0.9	-3.6	-0.4	-33.3	-32.8	-0.4	1.2	2.0	-0.8	-0.9	-17.2
VIII	-98.9	6.0	-2.7	0.2	-96.2	-96.1	-0.1	5.8	5.8	0	-1.8	0.6

## FINANCIAL ACCOUNT: OTHER INVESTMENT

(net flows; in millions of lats)

	Other investment											
	Assets		Liabilities		Monetary authorities		General government		Banks		Other sectors	
					Assets	Liabilities	Assets	Liabilities	Assets	Liabilities	Assets	Liabilities
2004 <sup>1</sup>												
VI	18.8	49.9	0.1	3.4	0.1	-0.3	18.1	15.2	0.5	31.6		
VII	-143.1	247.1	-0.2	3.0	0.1	1.8	-136.6	224.4	-6.5	18.0		
VIII	-25.8	132.9	0	-10.3	0.1	0.5	-19.7	122.3	-6.1	20.4		
IX	-227.3	327.5	0.2	4.3	0	-3.8	-220.0	306.9	-7.4	20.1		
X	43.6	49.1	0	7.0	0.1	-1.8	47.7	40.2	-4.1	3.7		
XI	-98.4	153.7	-0.1	-1.9	-0.1	-0.7	-94.8	152.4	-3.5	3.9		
XII	-146.6	153.7	-0.1	11.6	0.4	0.4	-145.3	139.4	-1.6	2.2		
2005												
I <sup>1</sup>	-115.2	182.9	0.3	-1.4	-12.4	12.3	-74.4	176.2	-28.6	-4.3		
II <sup>1</sup>	105.0	-38.0	-0.3	-15.0	0.1	-0.2	132.4	-19.2	-27.3	-3.7		
III <sup>1</sup>	-28.3	45.2	0.1	-0.1	0	-7.2	-1.5	56.8	-26.8	-4.3		
IV <sup>1</sup>	119.5	4.5	-0.2	3.7	0	-2.7	129.2	-5.5	-9.5	9.0		
V <sup>1</sup>	28.4	53.1	-0.6	0.4	0	-23.3	38.6	70.4	-9.6	5.6		
VI <sup>1</sup>	-68.5	69.0	0	-7.2	0	1.4	-57.6	65.9	-10.9	9.0		
VII	15.3	114.7	0	5.5	0	-0.5	34.3	105.5	-18.9	4.2		
VIII	103.9	125.0	0	-0.1	0	-4.6	103.1	121.6	0.8	8.1		

<sup>1</sup> Data have been revised.

In some cases, electronic data processing technologies may have led to slight discrepancies between the total amount shown and the sum of the subitems. Latvia's balance of payments (key items) is first published on the Bank of Latvia's website ([www.bank.lv](http://www.bank.lv)).